



www.designsbyjuju.com

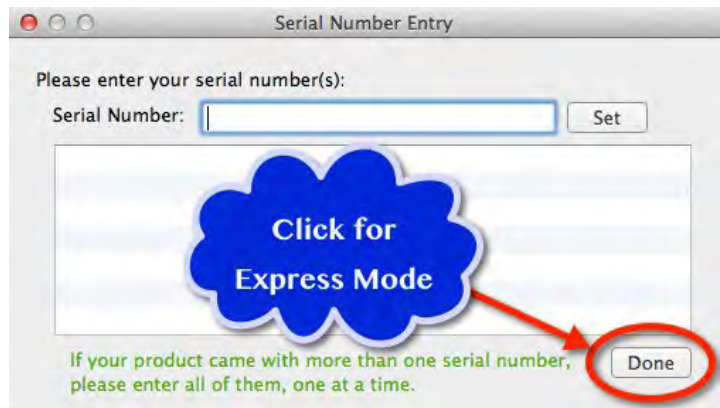
Designs by JuJu HIGHLY recommends [Embrilliance Essentials](#) for embroidery editing software! The paid version is perfect for all of your embroidery editing needs!

Embrilliance also offers a FREE version for use with our BX fonts! **please note that the free version of Embrilliance Express, described below, can only be used with BX fonts and monograms.

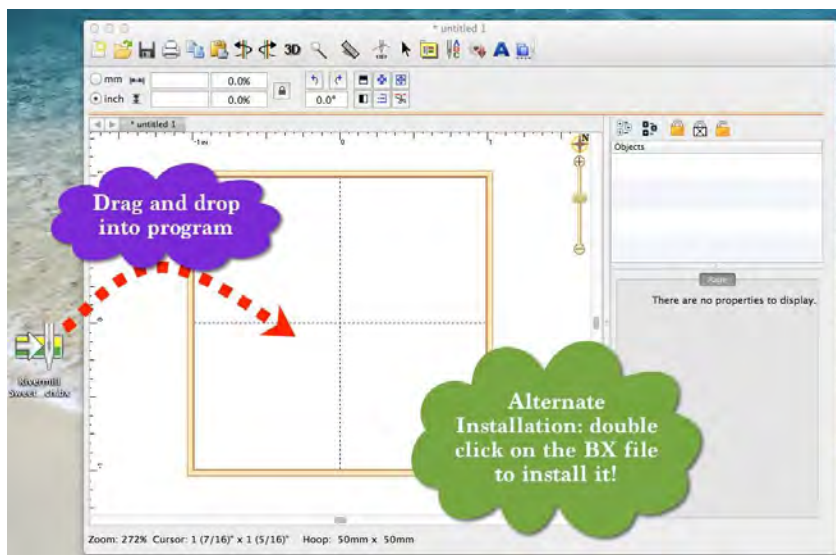
[Embrilliance Express](#)

What is this BX file and how can I use it? The BX format is a special pre-mapped format that is being provided to you by the company you purchased the BX file(s) in conjunction with BriTon Leap, the makers of [Embrilliance software](#). *Why is this format "special"?* Because it is the first design collection format that allows you to use these designs with unlocked customizing features AND includes FREE SOFTWARE to use them this way!

- Alphabet collections saved as a BX format can be used as keyboard fonts!
- Appliqué design collections published by the [Embrilliance](#) Digitizing software, allow you to change the finishing stitch, resize and more.
- This is just the tip of the customizing fun you can have with [Embrilliance](#) Moddies!



We know you want to get started using your library files right away, so we won't dilly dally with the instructions. If you have already installed [Embrilliance Express](#) for a previous purchased font in the BX format (or you own [Embrilliance](#) or EmbroideryWorks), you can skip this step and add the font as you did previously!



First, download [Embrilliance Express](#) for your operating system from our website. <http://embrilliance.com/express> **YES** we are offering this free program to BOTH Mac and PC owners! **YES** it is FREE, no strings attached!

You will want to install the program after you download it - Windows users must unzip the file before installing.

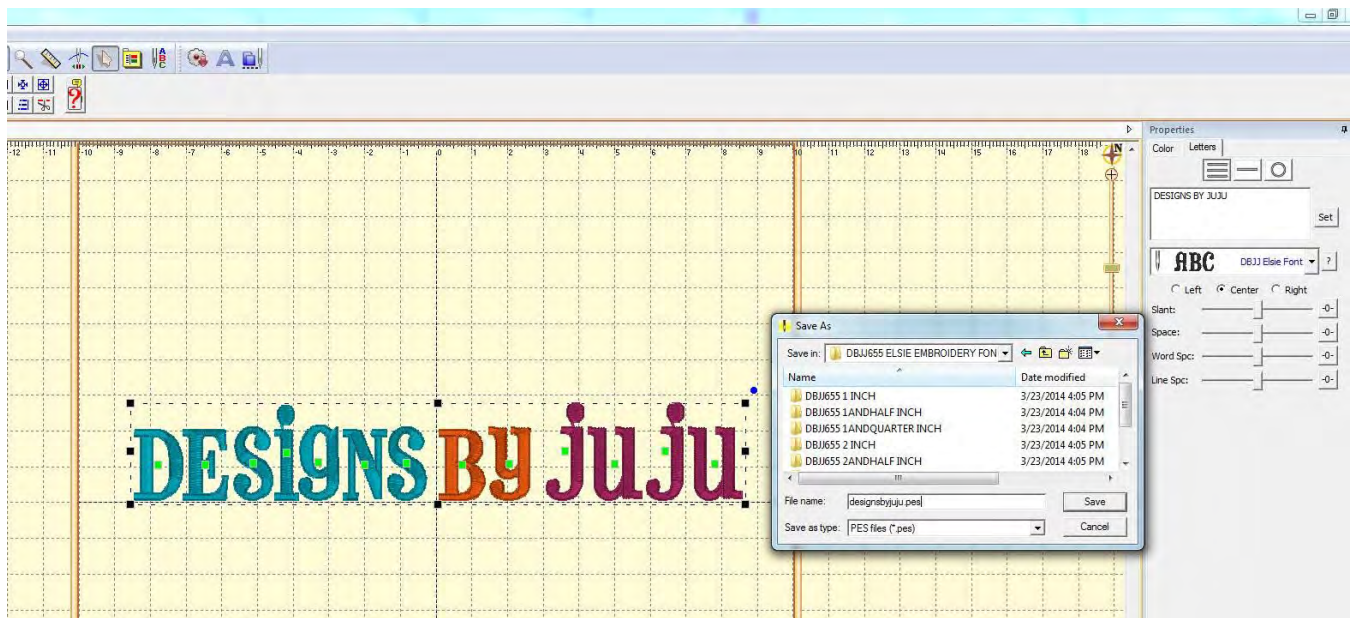
When you open the program, you will be prompted to either enter in a serial number OR to continue using the program in Express mode.

[Embrilliance Express mode](#) will provide you the interface to use the designs that you have just purchased as a keyboard font or library entry. The next step is adding the files to this program.

Once you have the program installed, you can EITHER drag and drop the BX file onto the open program OR double click on the BX file and it will automatically open and install into [Embrilliance](#).

Now that your font is installed, you may use it to create lettering designs.

Click the 'A' on the toolbar, toward the far right. This will add a lettering design with the letters "ABC". You can now use the Properties window to the right (click on the Letters tab) to change the font and type in what you want to say.



The **Help** menu has more specific instructions on using the fonts.

You may create multi-line text, circle text and even spiral text. Using the handles on the letters, you can adjust the lettering for text on a path and more. Want to edit your design later? Simply open the .BE file with the same name as the design and you are ready to make changes!

Owners of the full versions of [Embrilliance Essentials](#), [Embrilliance AlphaTricks](#) and [Designer's Gallery EmbroideryWorks](#) can do even more! Please check out the full versions of all these programs for their other useful, fun and easy features.