

Tutorials and Color Sheets



Welcome to our newest Vintage Collection titled "Days of the Week, Chores. These designs may look like your typical redwork designs but they are actually quite different. Each stitch repeats 7 times to mimic hand embroidery thread. The look is quite different and unique! There are seven different main designs signifying each day and chore. Each main design comes in two different sizes. We broke each design into smaller elements so the individual girls or saying can be added to any project you desire. We created tea towels for this collection.


Days of the Week - Chores

There is a tutorial on the following pages that will demonstrate how to create standard tea towels. You can make a tea towel out of linen or a high quality cotton. For this collection we used a white cotton. For an added vintage touch you can add vintage pieces of fabric or trims to the tea towels.





Creating a tea towel is very easy, the most important part is choosing high quality linen to embroider on.




Start with a piece of linen cut 20" x 32". Embroider the design so that the bottom of the design is about 6" up from the cut edge of the bottom of the linen.



You will be hemming the top and bottom hem edges first. The hem at the top edge is one inch deep with a 1/2" turned under. The hem at the bottom edge is two inches deep with a 1/2" turned under. Tip: To be able to fold and press accurately, stitch a straight stitch using thread to match your fabric at all fold lines. It will now be easy to press without using a ruler at your ironing board!



Topstitch the hems at the top and bottom using a straight stitch.



Finish the bottom 2 inch deep hem with a decorative hemstitch. Put a wing needle in your machine, size 110 is good for light to medium weight linen. Choose a hem stitch from your decorative stitch menu. You may need to refer to your owner's manual to determine what is a "hemstitch" on your machine. Line up the stitch to sew right on the topstitched line you just sewed, as shown. Using an open toe foot as shown will allow you to easily see to guide your stitching.



Here is a close up of the wing needle stitch completed.



Press a half inch narrow hem on the sides of the tea towel as shown. Topstitch to finish.



Here is a photo of the hem and sides stitched in relation to the embroidery.



Design - vn-tt1
Size - 5.75" wide x 6.95" high
Stitches - 12771

Design - vn-tt1b
Size - 6.75" wide x 8.2" high
Stitches - 14306
All Colors are Madeira Cotona

Design step description

- 1.614 - clothes line
2. 745 - sheet
3. 775 - ground
4. 585 - flesh
5. 580 - dress
6. 605 - apron
7. 614 - basket
8. 668 - hair
9. 688 - clothes pins
10. 775 - leaves
11. 668 - flowers
12. 590 - flowers and words




Design - vn-tt2
Size - 5.75" wide x 6.95" high
Stitches - 11068

Design - vn-tt2b
Size - 6.75" wide x 8.2" high
Stitches - 12366
All Colors are Madeira Cotona

Design step description

1. 775 - leaves
2. 605 - flowers
3. 745 - flowers
4. 614 - table
5. 668 - tablecloth
6. 688 - iron
7. 585 - flesh
8. 580 - dress
9. 621 - scarf
10. 668 - hair
11. 745 - steam
12. 580 - words



Design - vn-tt3
Size - 5.75" wide x 6.95" high
Stitches - 11166

Design - vn-tt3b
Size - 6.75" wide x 8.2" high
Stitches - 12524
All Colors are Madeira Cotona

Design step description

1. 614 - chair
2. 668 - apron
3. 585 - flesh
4. 668 - hair
5. 605 - hat
6. 745 - cloth
7. 688 - needle
8. 580 - eye
9. 775 - leaves
10. 745 - flowers
11. 668 - flowers
12. 668 - words



Design - vn-tt4
Size - 5.75" wide x 6.95" high
Stitches - 12428

Design - vn-tt4b
Size - 6.75" wide x 8.2" high
Stitches - 13901
All Colors are Madeira Cotona

Design step description

1. 775 - grass
2. 745 - apron
3. 668 - dress
4. 621 - apples
5. 614 - basket
6. 775 - leaves
7. 585 - flesh
8. 668 - flower
9. 605 - ribbon
10. 614 - hat
11. 580 - eye
12. 775 - leaves
13. 605 - flowers
14. 668 - flowers
15. 668 - words



Design - vn-tt5
Size - 5.75" wide x 6.95" high
Stitches - 10921

Design - vn-tt4b
Size - 6.75" wide x 8.2" high
Stitches - 12393
All Colors are Madeira Cotona

Design step description

1. 614 - floor
2. 590 = stockings
3. 668 - hair
4. 642 - dress
5. 640 - apron
6. 585 - flesh
7. 580 - eye
8. 668 - broom
9. 775 - leaves
10. 642 - flowers
11. 668 - flowers
12. 640 - words



Design - vn-tt6
Size - 5.75" wide x 6.95" high
Stitches - 11067

Design - vn-tt6b
Size - 6.75" wide x 8.2" high
Stitches - 12457
All Colors are Madeira Cotona

Design step description

1. 688 - hat
2. 668 - hair
3. 621 - dress
4. 745 - apron
5. 614 - bowl
6. 585 - flesh
7. 614 - spoon
8. 580 - eye
9. 775 - leaves
10. 668 - flowers
11. 580 - flowers
12. 745 - words



Design - vn-tt7
Size - 5.75" wide x 6.95" high
Stitches - 9886

Design - vn-tt7b
Size - 6.75" wide x 8.2" high
Stitches - 11170
All Colors are Madeira Cotona

Design step description

1. 688 - book
2. 580 - chair
3. 668 - apron
4. 775 - dress
5. 668 - hair
6. 585 - flesh
7. 580 - eye
8. 775 - leaves
9. 745 - flowers
10. 668 - flowers
11. 688 - words



Design - vn-tt8
Size - 4.76" wide x 4.76" high
Stitches - 8269
All Colors are Madeira Cotona

Design step description
1. 614 - clothes line
2. 745 - sheet
3. 775 - ground
4. 585 - flesh
5. 580 - dress
6. 605 - apron
7. 614 - basket
8. 668 - hair
9. 688 - clothes pins



Design - vn-tt9
Size - 3.6" wide x 1.0" high
Stitches - 899
All Colors are Madeira Cotona

Design step description
1. words



Design - vn-tt10
Size - 2.6" wide x .9" high
Stitches - 647
All Colors are Madeira Cotona

Design step description
1. words



Design - vn-tt11
Size - 4.2" wide x 4.6" high
Stitches - 6541

Design step description

1. 614 - table
2. 668 - tablecloth
3. 688 - iron
4. 585 - flesh
5. 580 - dress
6. 621 - scarf
7. 668 - hair
8. 745 - steam



Design - vn-tt12
Size - 4.3" wide x .9" high
Stitches - 954

Design step description

1. words - any color



Design - vn-tt13
Size - 2.0" wide x .8" high
Stitches - 571

Design step description

1. words - any color



Design - vn-tt14
Size - 3.6" wide x 5.2" high
Stitches - 6481

Design step description

1. 614 - chair
2. 668 - apron
3. 585 - flesh
4. 668 - hair
5. 605 - hat
6. 745 - cloth
7. 688 - needle
8. 580 - eye



Design - vn-tt15
Size - 5.8" wide x 1.0" high
Stitches - 6481

Design step description

1. words - any color



Design - vn-tt16
Size - 2.1" wide x 1.0" high
Stitches - 464

Design step description

1. words - any color



Design - vn-tt17
Size - 3.9" wide x 4.6" high
Stitches - 7561

Design step description

1. 775 - grass
2. 745 - apron
3. 668 - dress
4. 621 - apples
5. 614 - basket
6. 775 - leaves
7. 585 - flesh
8. 668 - flower
9. 605 - ribbon
10. 614 - hat
11. 580 - eye



Design - vn-tt18
Size - 5.0" wide x .7" high
Stitches - 1147

Design step description
1. words - any color



Design - vn-tt19
Size - 4.0" wide x 1.0" high
Stitches - 909

Design step description
1. words - any color



Design - vn-tt20
Size - 3.8" wide x 5.2" high
Stitches - 6607
All Colors are Madeira Cotona

- Design step description
1. 614 - floor
 2. 590 = stockings
 3. 668 - hair
 4. 642 - dress
 5. 640 - apron
 6. 585 - flesh
 7. 580 - eye
 8. 668 - broom



Design - vn-tt21
Size - 3.3" wide x .8" high
Stitches - 751
All Colors are Madeira Cotona

- Design step description
1. words - any color



Design - vn-tt22
Size - 3.3" wide x .8" high
Stitches - 641
All Colors are Madeira Cotona

- Design step description
1. words - any color



Design - vn-tt23
Size - 3.8" wide x 5.3" high
Stitches - 6396
All Colors are Madeira Cotona


Design step description

1. 688 - hat
2. 668 - hair
3. 621 - dress
4. 745 - apron
5. 614 - bowl
6. 585 - flesh
7. 614 - spoon
8. 580 - eye



Design - vn-tt24
Size - 4.9" wide x .8" high
Stitches - 1062
All Colors are Madeira Cotona

Design step description
1. words - any color



Design - vn-tt25
Size - 2.7" wide x .8" high
Stitches - 673
All Colors are Madeira Cotona

Design step description
1. words - any color



Design - vn-tt26
Size - 4.2" wide x 4.6" high
Stitches - 5529

Design step description


1. 688 - book
2. 580 - chair
3. 668 - apron
4. 775 - dress
5. 668 - hair
6. 585 - flesh
7. 580 - eye



Design - vn-tt27
Size - 3.6" wide x .8" high
Stitches - 814

Design step description

1. words - any color



Design - vn-tt28
Size - 2.5" wide x .7" high
Stitches - 571

Design step description

1. words - any color